

ANNUAL FINANCIAL REPORT

FISCAL YEAR 2024–25

Dear Goucher Community,

As we reflect on the 2024–25 fiscal year, we do so with immense gratitude and pride in all that we have achieved together. This year marks a pivotal moment in Goucher College's history—a year of record-breaking generosity, visionary progress, and renewed commitment to the future of our students and institution.

We are thrilled to share that this year also marks the 30th anniversary of the Goucher Society, our community of the most dedicated and generous supporters. For three decades, members of the society have embodied the spirit of philanthropy that defines Goucher—champions who believe deeply in the power of a Goucher education to shape bold, compassionate global citizens. To each of you, we extend our heartfelt thanks.

Your collective generosity—through annual gifts, endowed funds, and campaign commitments—continues to sustain and strengthen every corner of our campus. In FY25, thousands of alumnae/i, parents, and friends made gifts to more than 150 funds supporting programs across the college: from the Greater Goucher Fund to Blue & Gold Athletics, from student scholarships to the arts, sciences, and social innovation. Your support ensures that Goucher remains a place where students can explore their passions and pursue purpose with confidence.

This past year also marked the successful conclusion of the [UNDAUNTED] campaign, a truly historic milestone. Together, we raised more than \$172 million, surpassing our \$100 million goal and fueling transformative investments in academic excellence, student opportunity, and campus renewal. Because of your belief in Goucher's mission, we now embark on the construction of the Judy C. Lewent Science Innovation Center—a state-of-the-art facility that will redefine science education at Goucher and inspire the next generation of researchers, innovators, and changemakers.

These accomplishments are not merely numbers on a page; they represent the collective power of our community and the shared vision that drives us forward. Each gift, large or small, contributes to a stronger, more vibrant Goucher.

As we look ahead, we do so with optimism and determination. The ambitious projects realized through the [UNDAUNTED] campaign have positioned Goucher for lasting success and empowered us to continue educating the global changemakers our world needs.

On behalf of the entire Goucher College community, thank you for your steadfast support, your trust, and your belief in our mission. Together, we are building a future of boundless opportunity.

Sincerely,



Michele Y. Ewing
Vice President for Advancement

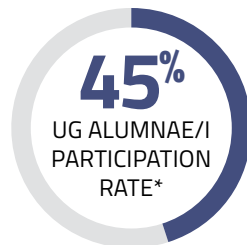
UNDAUNTED

CAMPAIGN

2014–2025

\$172,157,678

TOTAL AMOUNT RAISED FOR THE [UNDAUNTED] CAMPAIGN



63 NEW SCHOLARSHIPS CREATED

DURING THE CAMPAIGN

4 ENDOWED PROFESSORSHIPS CREATED

DURING THE CAMPAIGN

8 PRIZES CREATED

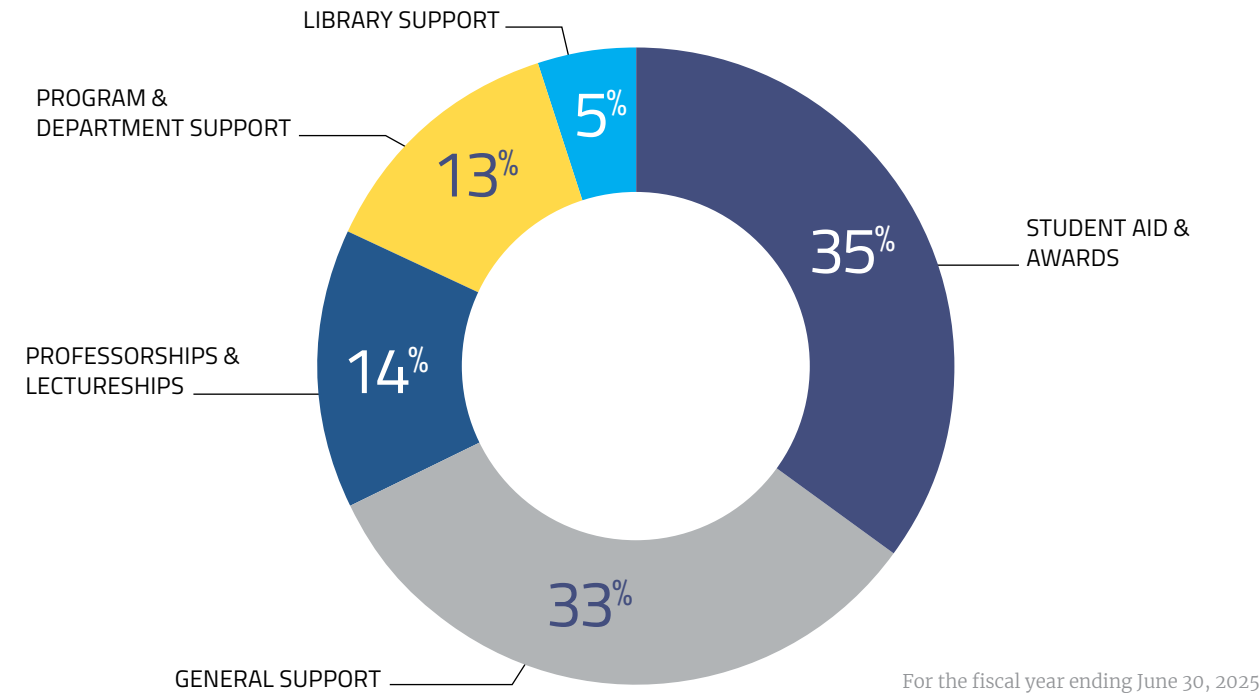
DURING THE CAMPAIGN

\$10 MILLION

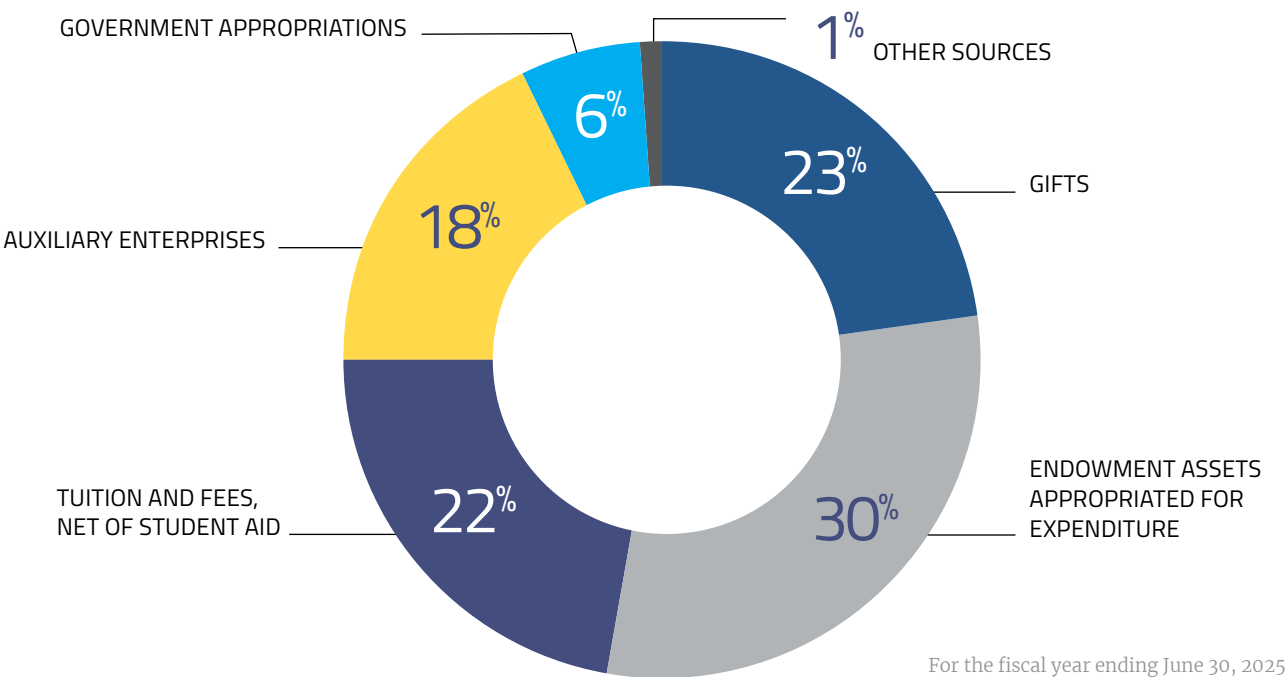
The largest capital gift in Goucher's history was committed by Judy C. Lewent '70 and her husband Mark Shaprio in support of the Lewent Science Center, opening Spring 2027.

* Participation rate is determined by the number of undergraduate alumnae/i who have made at least one gift during the time of the campaign — 7/1/2014 to 6/30/2025.

FY25 ENDOWMENT BY PURPOSE (\$300 MILLION)



FY25 TOTAL REVENUE (\$87 MILLION)



FY25 FUNDRAISING RESULTS



3,811

NUMBER OF GIFTS IN FY25



\$31,387,921

TOTAL FUNDRAISED FROM INDIVIDUALS AND ORGANIZATIONS

\$1,553,912

RAISED FOR THE
GREATER GOUCHER FUND (GGF)

\$1,717,950

ADDITIONAL GRANTS FROM
FEDERAL AND STATE FUNDING



158

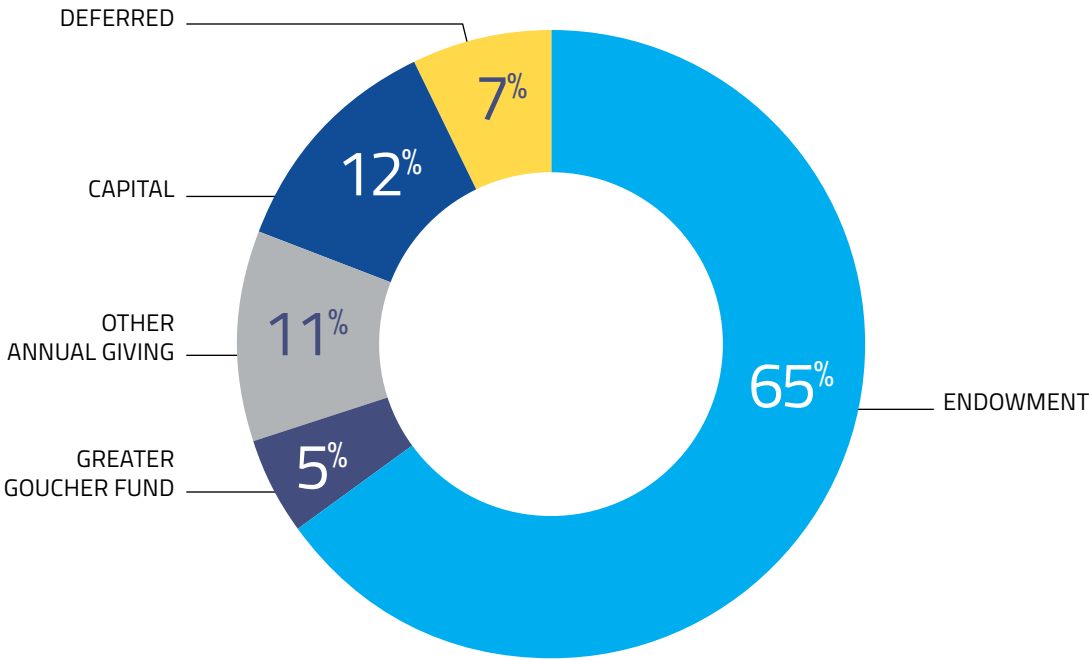
NUMBER OF
SUPPORTED FUNDS



\$2,520

PROVIDED FOR
EMERGENCY STUDENT FUNDS

VOLUNTARY SUPPORT BY PURPOSE



ANNUAL GIVING AT A GLANCE

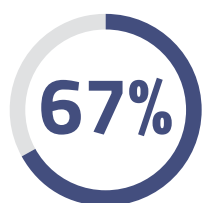
3,476

GIFTS



\$4,433,677

AMOUNT RAISED THROUGH ANNUAL GIFTS




FY25 RETENTION
RATE OF DONORS
FROM FY24

SUPPORTING GOUCHER WITH GIFTS OF ALL SIZES

3,476 ANNUAL GIFTS WERE RECEIVED IN FY25

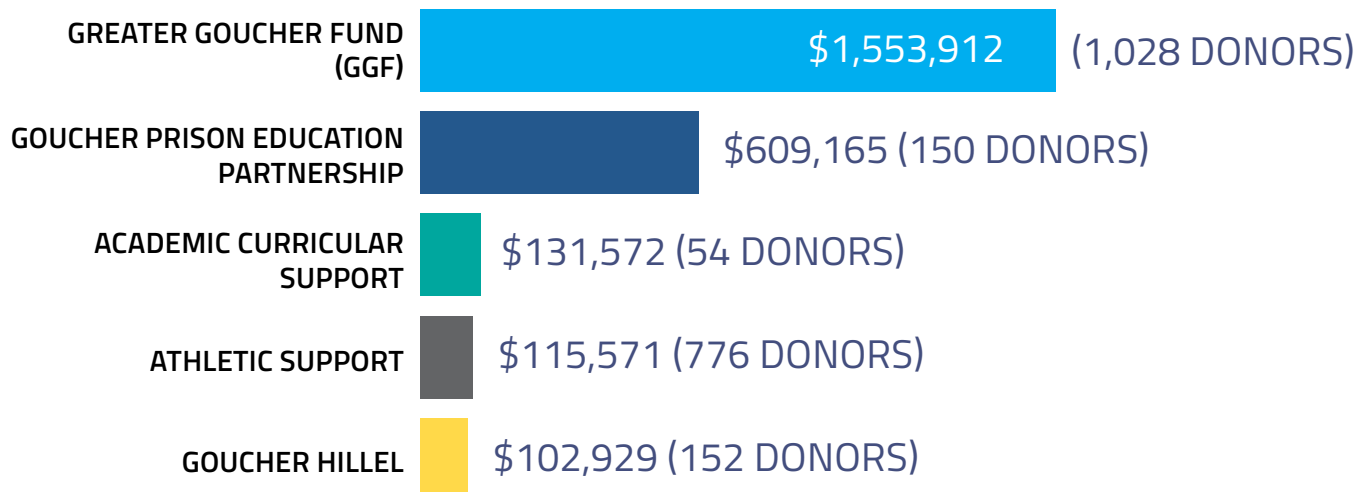
68% OF THOSE GIFTS WERE \$100 OR LESS



MAKING AN IMPACT ACROSS GOUCHER

Donors generously support all areas of campus life through the Greater Goucher Fund (GGF). Many also choose to make meaningful gifts to the parts of the college that reflect their personal interests and experiences.

TOP AREAS OF ANNUAL SUPPORT



GIFTS AND PLEDGES BY CLASS FOR FY 2024-25

CLASS OF	# OF DONORS	# OF GOUCHER SOCIETY MEMBERS	GRAND TOTAL CLASS PARTICIPATION %	FY25 GGF TOTAL GIVEN	GRAND TOTAL CLASS AMOUNT IN FY25
1942	1	0	8%	\$125	\$125
1943	0	0	0%	\$0	\$0
1944	2	1	8%	\$2,249	\$2,249
1945	0	0	0%	\$0	\$0
1946	0	0	0%	\$0	\$0
1947	2	0	6%	\$200	\$1,100
1948	1	1	2%	\$9,000	\$9,000
1949	4	0	10%	\$1,450	\$1,450
1950	4	0	6%	\$850	\$936
1951	6	1	9%	\$760	\$20,393,070
1952	8	3	10%	\$21,900	\$28,400
1953	10	5	13%	\$40,027	\$43,227
1954	13	3	18%	\$5,104	\$205,147
1955	8	2	11%	\$5,650	\$256,000
1956	14	2	20%	\$3,975	\$6,075
1957	19	6	17%	\$26,962	\$30,063
1958	18	4	20%	\$28,033	\$31,475
1959	26	6	30%	\$18,995	\$20,445
1960	22	5	19%	\$17,469	\$79,071
1961	33	2	23%	\$8,972	\$10,642
1962	32	5	20%	\$29,810	\$32,685
1963	26	9	18%	\$39,450	\$61,500
1964	32	6	22%	\$16,185	\$301,849
1965	36	6	24%	\$16,970	\$174,551
1966	58	15	27%	\$87,155	\$2,074,506
1967	45	11	23%	\$62,469	\$1,612,438
1968	51	13	21%	\$62,480	\$544,610
1969	39	9	18%	\$27,645	\$56,502
1970	48	9	21%	\$64,921	\$5,108,382
1971	50	8	20%	\$27,425	\$149,176
1972	35	11	14%	\$34,185	\$257,489

CLASS OF	# OF DONORS	# OF GOUCHER SOCIETY MEMBERS	GRAND TOTAL CLASS PARTICIPATION %	FY25 GGF TOTAL GIVEN	GRAND TOTAL CLASS AMOUNT IN FY25
1973	43	12	17%	\$166,167	\$465,465
1974	33	9	12%	\$18,830	\$212,966
1975	30	10	13%	\$24,936	\$676,464
1976	21	4	8%	\$8,367	\$10,617
1977	27	3	12%	\$31,960	\$38,757
1978	25	6	11%	\$15,450	\$28,547
1979	13	3	6%	\$4,974	\$12,274
1980	13	2	7%	\$6,860	\$33,144
1981	13	2	6%	\$61,360	\$62,460
1982	13	3	5%	\$4,600	\$296,600
1983	22	4	10%	\$32,905	\$242,609
1984	8	3	6%	\$796	\$30,396
1985	6	1	4%	\$1,100	\$302,400
1986	11	5	3%	\$15,880	\$27,530
1987	8	0	4%	\$1,051	\$1,347
1988	7	0	6%	\$1,800	\$1,900
1989	5	0	3%	\$250	\$1,200
1990	7	0	4%	\$2,300	\$2,700
1991	12	1	5%	\$26,315	\$126,910
1992	6	1	3%	\$245	\$20,424
1993	9	3	5%	\$14,150	\$28,400
1994	13	4	9%	\$6,725	\$32,627
1995	17	2	7%	\$1,580	\$8,968
1996	14	2	7%	\$1,200	\$2,485
1997	9	1	7%	\$5,938	\$6,549
1998	13	2	7%	\$5,536	\$8,019
1999	5	1	2%	\$2,000	\$3,180
2000	9	0	3%	\$585	\$1,435
2001	15	2	5%	\$3,037	\$8,520
2002	10	1	5%	\$2,575	\$4,343
2003	12	2	5%	\$2,300	\$7,900
2004	12	0	5%	\$105	\$1,210

CLASS OF	# OF DONORS	# OF GOUCHER SOCIETY MEMBERS	GRAND TOTAL CLASS PARTICIPATION %	FY25 GGF TOTAL GIVEN	GRAND TOTAL CLASS AMOUNT IN FY25
2005	9	1	4%	\$1,325	\$3,715
2006	13	0	6%	\$1,320	\$3,910
2007	8	0	3%	\$950	\$1,075
2008	11	0	4%	\$147	\$1,967
2009	6	0	2%	\$755	\$1,005
2010	16	0	3%	\$1,485	\$2,525
2011	6	0	1%	\$320	\$445
2012	13	1	5%	\$290	\$2,985
2013	8	0	3%	\$155	\$501
2014	17	1	7%	\$80	\$4,723
2015	11	3	5%	\$950	\$8,597
2016	12	0	4%	\$45	\$865
2017	19	0	8%	\$150	\$1,052
2018	6	0	2%	\$280	\$505
2019	9	0	3%	\$50	\$338
2020	6	0	2%	\$60	\$640
2021	6	0	2%	\$15	\$310
2022	13	0	5%	\$310	\$743
2023	11	0	5%	\$100	\$625
2024	12	0	8%	\$125	\$505
Graduate Program Alumnae/i	25*	2	NA	\$9,580	\$8,311

* Graduate program alumnae/i count only includes those that hold *only* a graduate degree from Goucher College and does *not* include those with dual degrees (UG and GR degrees). Dual degree alumnae/i (UG and GR degrees) from Goucher College are included in the undergraduate class listing.