

# 2021-22 IMPACT REPORT

## FINANCIAL RESULTS FOR FISCAL YEAR 2021-22

What an amazing year.

Because of the pandemic, the 2021-22 academic year was the first year that many of our students ever had the opportunity to experience our beautiful campus. It was a year of both new and renewed experiences and great growth for the Goucher College community.

As I write this now, students are returning to campus for the start of the 2022-23 academic year, and with an incoming class 13% larger than last year and a doubling of our international student population on campus, the excitement and energy is infectious.

Philanthropy has played a key role at Goucher College from its very beginning. I hope the following financial report will underscore the importance of your support.

The Fiscal Year 2021-22 (FY22) presented many challenges: high inflation, rising interest rates, and, notably, the Russian invasion of Ukraine. However, despite this environment and a period of broadly negative market returns, Goucher's endowment value declined by only 6%. Meanwhile, government appropriations to the college continued to be a vital component of our overall revenue in FY22.

As always, one of the most important elements of our financial success was the sustained charitable contributions of our alumnae/i, friends, and community partners. While no doubt the turbulent market conditions had an impact on overall giving, the philanthropic backing of our community remained a principal component of our total revenue.

You and over 2,500 other Goucher Philanthropists chose to support the college in a truly meaningful way: investing in our future. In FY22, we exceeded our annual goal and collectively raised over \$9.7 million for our community! Your generosity, in all its forms, advances our commitment to educating future leaders and global changemakers. I am deeply grateful for your belief in our shared mission.

I am also pleased to share that we have now surpassed \$79 million raised toward our \$100 million [UNDAUNTED] Campaign goal, with its emphasis on funding endowed professorships, scholarships, and our new Science Innovation Center, now scheduled to begin construction in 2024 and open in 2026. This new facility, the first new science building on Goucher's campus in over 40 years, will continue to build upon Goucher's longstanding excellence in the sciences and measurably advance one of the core pillars of the broad liberal arts education Goucher provides to all our students.

Goucher College's mission to provide a transformative and innovative education remains at the heart of what we do every day. The world and our society have presented us with daunting challenges, but together with your help, we will continue to educate the next generation of entrepreneurs and artists, scholars and scientists, and civic and community leaders, each committed to making our world a better place.

Thank you for being a Goucher Philanthropist and a true partner in our work.



Kent Devereaux  
President, Goucher College

# UNDAUNTED

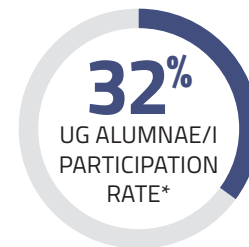
SAME SPIRIT.  
NEW DETERMINATION.

## \$79,203,949

AMOUNT RAISED FOR THE [UNDAUNTED] CAMPAIGN

## \$9,789,719

TOTAL SECURED FROM  
COMMITMENTS AND GRANTS



8

NEW ENDOWED  
SCHOLARSHIPS

1

NEW ENDOWED  
PROFESSORSHIP

2

NEW  
ENDOWED FUNDS



1

NEW NAMED SPACE IN THE

## SCIENCE INNOVATION CENTER

ESTABLISHMENT OF  
ENDOWED AND CURRENT USE FUNDS  
IN SUPPORT OF

### INFORMATION TECHNOLOGY

CREATION OF THE

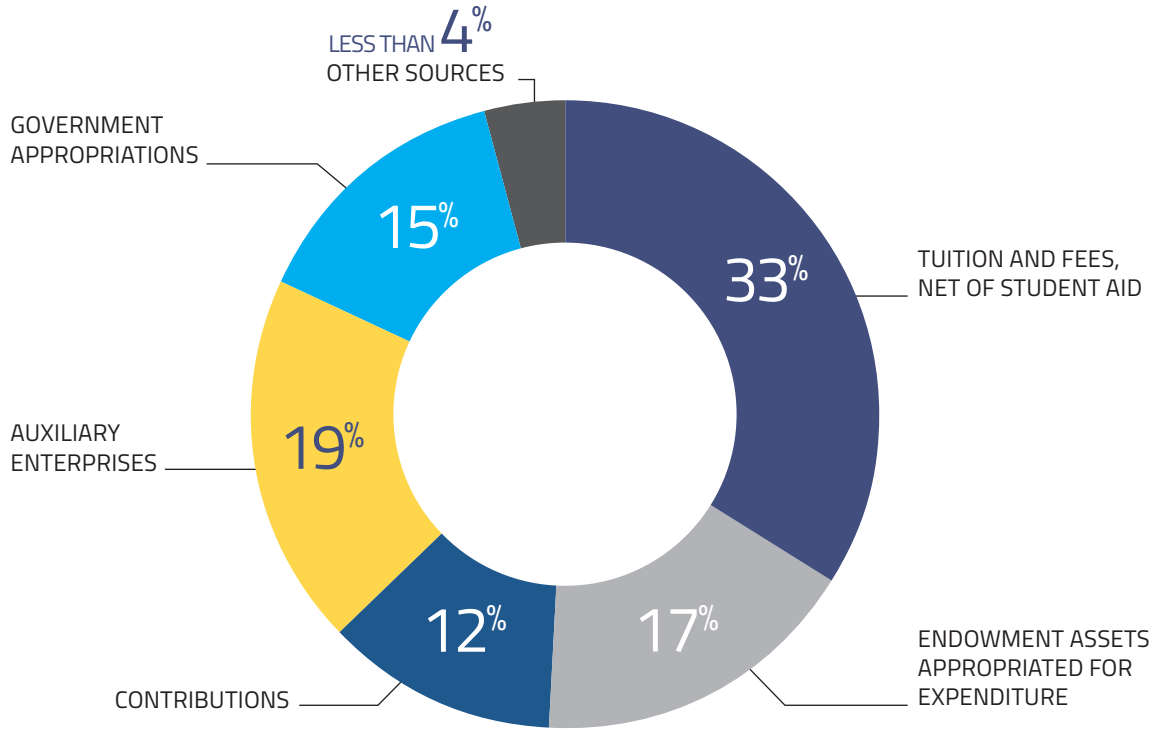
### ART ACQUISITION PROGRAM FUND

IN SUPPORT OF THE  
CONTEMPORARY COLLECTION  
PROGRAM

\* Participation Rate is determined by the number of undergraduate alumnae/i who have made at least one gift during the time of the campaign – 7/1/2014 to 6/30/2022

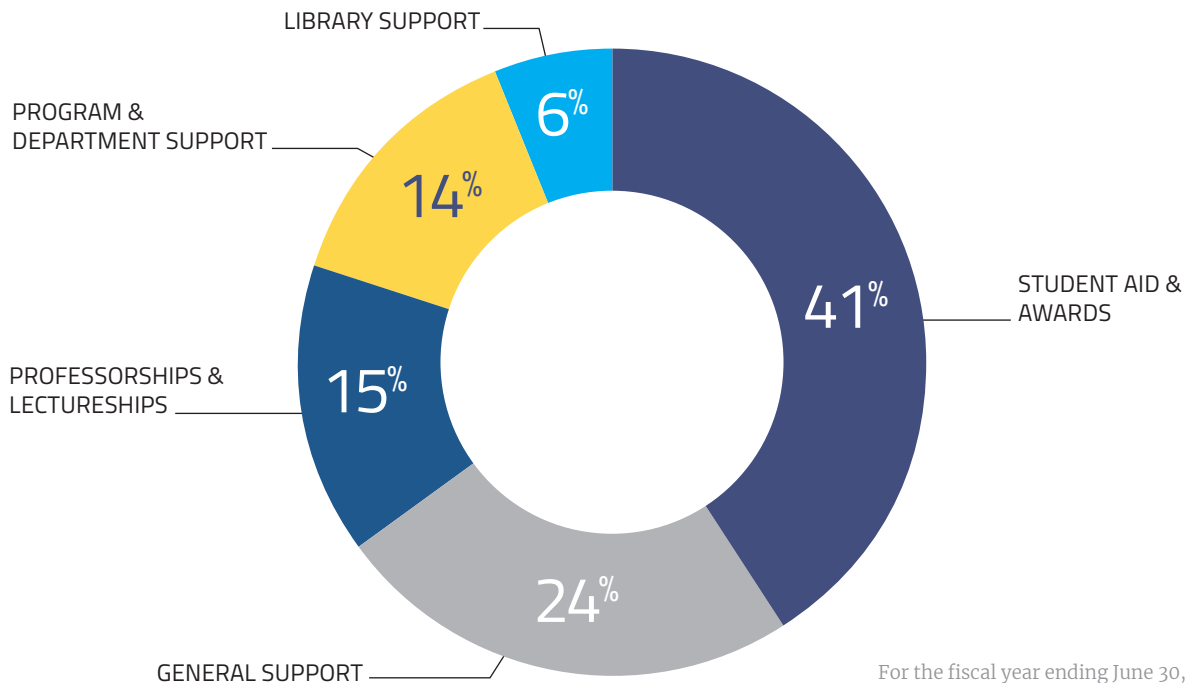
The following financial information is estimated and subject to change. Financial information will be updated in October 2022 upon issuance of the audited financial statements.

## TOTAL REVENUE (\$71.1 MILLION)



For the fiscal year ending June 30, 2022

## ENDOWMENT MARKET VALUE BY PURPOSE (\$243 MILLION)



For the fiscal year ending June 30, 2022

# FY22 FUNDRAISING RESULTS



**4,677**

GIFTS IN FY22



**\$9,789,719**

TOTAL SECURED FROM COMMITMENTS AND GRANTS

**\$8,749,719**

FUNDRAISED FROM  
INDIVIDUALS AND ORGANIZATIONS

**\$1,040,000**

ADDITIONAL GRANTS FROM  
FEDERAL AND STATE FUNDING



**175**

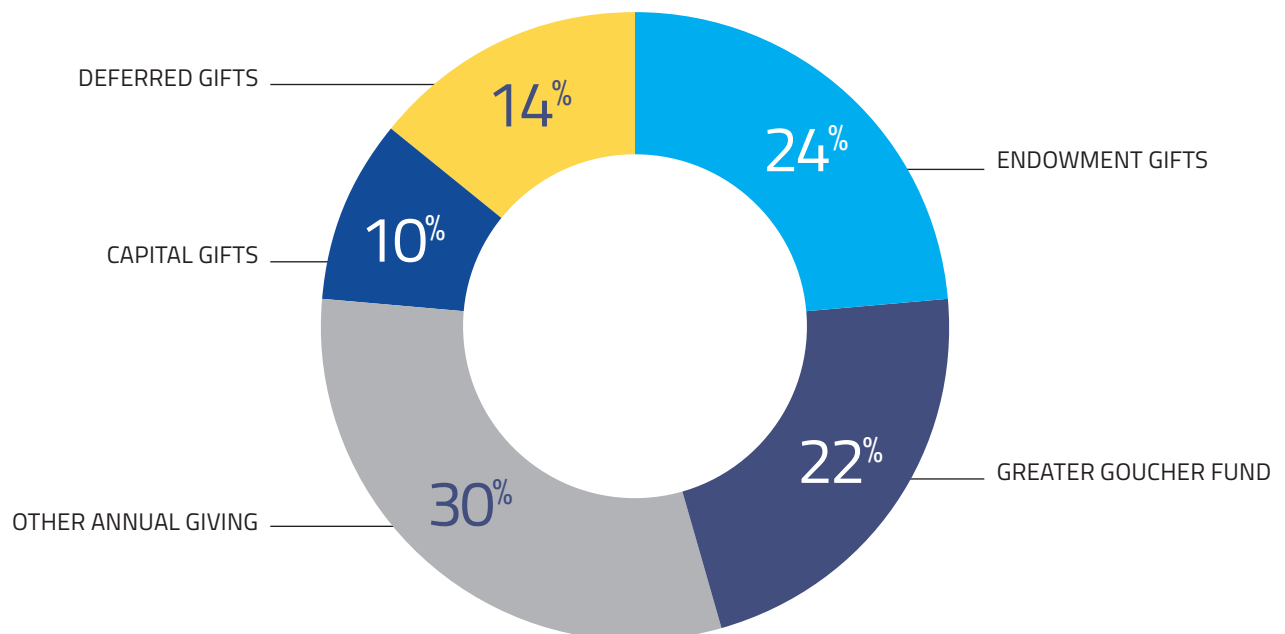
NUMBER OF  
SUPPORTED FUNDS



**\$14,129**

AMOUNT OF EMERGENCY  
STUDENTS FUNDS

## VOLUNTARY SUPPORT BY PURPOSE



# DONORS

**381**

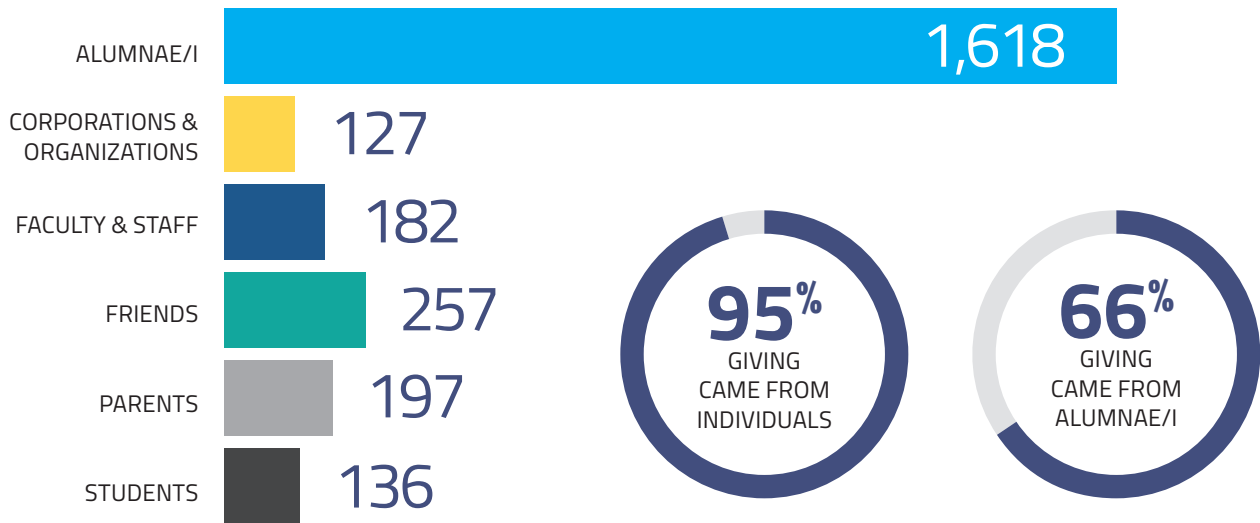
NEW DONORS TO THE COLLEGE



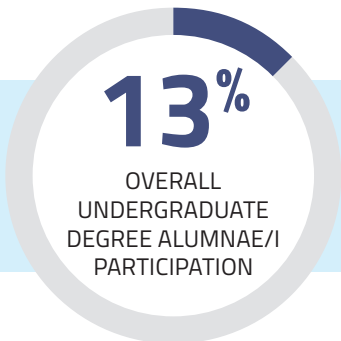
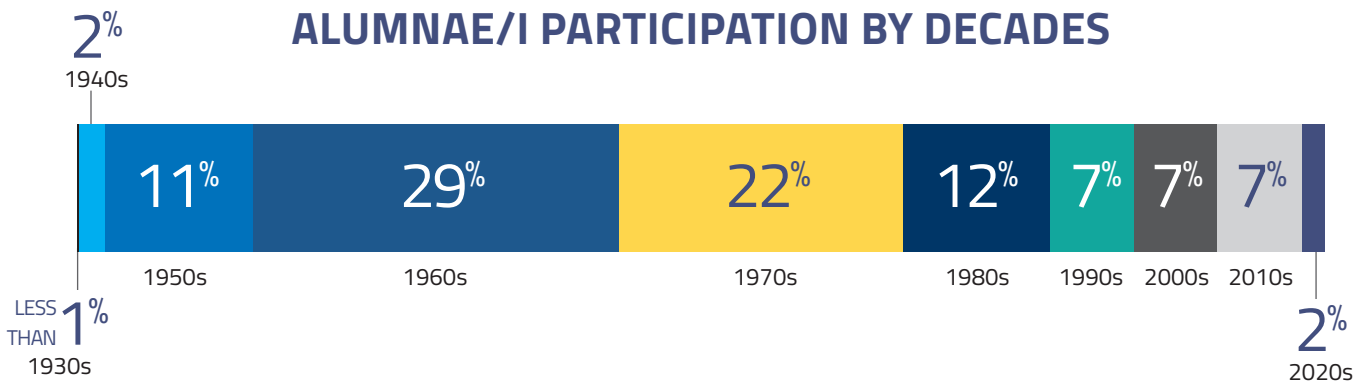
**2,517**

DONORS IN FY22

## DONORS BY CONSTITUENCY



## ALUMNAE/I PARTICIPATION BY DECADES



**222**

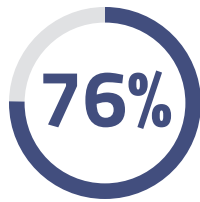
NUMBER OF ALUMNAE/I VOLUNTEERS

# GREATER GOUCHER FUND

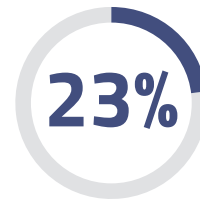


## \$1,927,345

AMOUNT RAISED FOR THE GREATER GOUCHER FUND (GGF)



FY22 GGF RETENTION RATE  
WAS 76% OF DONORS  
FROM FY21  
(1,727 DONORS)



FY22 GGF RE-ENGAGED RATE  
WAS 23% OF DONORS  
FROM FY17-21  
(1,421 DONORS)



## 600

NUMBER OF DONORS TO THE  
#GOUCHERCHALLENGE

## \$182,110


RAISED THROUGH THE #GOUCHERCHALLENGE

OUT OF THE \$182,110 :

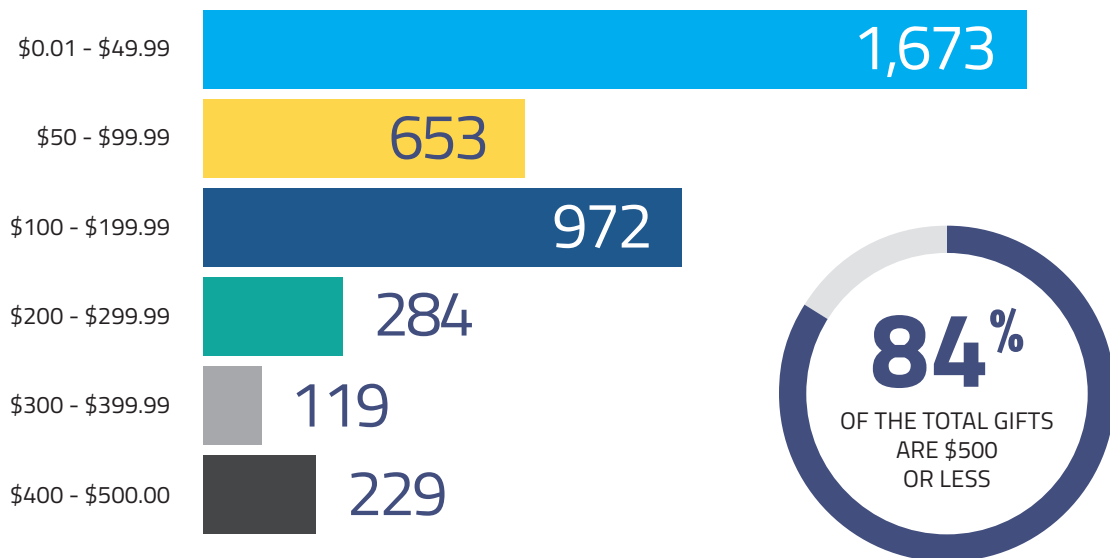
## \$78,000

WAS FROM THE MATCHING DONORS

# THE LARGE IMPACT OF ANNUAL GIFTS



## THE LARGE IMPACT OF GIFTS UNDER \$500



# GIFTS AND PLEDGES BY CLASS FOR FY 2021-22

CLASS OF	# OF DONORS	# OF GOUCHER SOCIETY MEMBERS	GRAND TOTAL CLASS PARTICIPATION %	FY 2021-22 GREATER GOUCHER FUND TOTAL GIVEN	GRAND TOTAL CLASS AMOUNT IN FY 2021-22
1939	2	1	50.0%	\$750	\$5,750
1940	0	0	0.0%	\$0	\$0
1941	1	1	14.3%	\$100	\$100
1942	2	0	22.2%	\$250	\$400
1943	1	1	20.0%	\$2,000	\$2,000
1944	2	1	22.2%	\$100	\$20,100
1945	2	0	33.3%	\$500	\$535
1946	2	1	16.7%	\$125	\$125
1947	7	2	30.4%	\$5,065	\$26,142
1948	6	0	17.6%	\$475	\$475
1949	11	1	26.8%	\$3,225	\$8,550
1950	11	0	21.6%	\$2,875	\$2,911
1951	12	2	18.2%	\$23,266	\$231,203
1952	11	4	20.8%	\$8,825	\$9,105
1953	12	4	21.1%	\$48,800	\$49,150
1954	19	6	28.4%	\$11,750	\$556,177
1955	11	3	26.2%	\$7,713	\$76,790
1956	19	4	36.5%	\$11,989	\$12,564
1957	35	6	32.4%	\$31,410	\$42,801
1958	32	7	34.4%	\$28,158	\$490,413
1959	41	5	42.3%	\$20,067	\$41,142
1960	33	6	32.4%	\$23,816	\$122,452
1961	42	3	35.9%	\$24,349	\$26,531
1962	58	9	38.9%	\$72,038	\$81,408
1963	38	9	36.9%	\$34,225	\$334,470
1964	41	7	31.3%	\$21,174	\$56,439
1965	35	6	23.5%	\$16,663	\$193,528
1966	66	16	38.4%	\$93,590	\$288,101
1967	66	9	35.1%	\$76,741	\$347,172
1968	62	15	27.2%	\$73,692	\$131,692
1969	58	11	30.7%	\$54,156	\$157,856
1970	48	7	26.1%	\$38,209	\$235,355
1971	53	9	25.5%	\$50,800	\$152,358
1972	69	14	31.2%	\$168,953	\$1,371,200
1973	52	8	25.2%	\$164,325	\$180,763
1974	41	5	18.7%	\$20,507	\$29,676



CLASS OF	# OF DONORS	# OF GOUCHER SOCIETY MEMBERS	GRAND TOTAL CLASS PARTICIPATION %	FY 2021-22 GREATER GOUCHER FUND TOTAL GIVEN	GRAND TOTAL CLASS AMOUNT IN FY 2021-22
1975	19	4	10.6%	\$10,350	\$17,166
1976	29	2	13.8%	\$8,996	\$10,371
1977	30	2	17.4%	\$26,201	\$27,402
1978	29	4	16.1%	\$15,680	\$22,008
1979	25	2	15.2%	\$5,514	\$11,345
1980	21	1	13.5%	\$5,575	\$6,990
1981	22	3	11.6%	\$40,210	\$41,060
1982	28	4	12.6%	\$13,260	\$15,010
1983	32	3	19.3%	\$38,675	\$46,700
1984	20	3	14.8%	\$2,584	\$20,874
1985	9	3	6.2%	\$940	\$6,590
1986	18	2	11.8%	\$7,195	\$8,345
1987	16	0	8.6%	\$2,669	\$3,119
1988	14	1	13.9%	\$4,875	\$4,943
1989	18	1	14.5%	\$2,564	\$3,578
1990	5	0	3.5%	\$1,270	\$1,270
1991	17	2	8.1%	\$33,578	\$34,828
1992	17	2	8.7%	\$2,151	\$105,021
1993	16	2	8.1%	\$3,287	\$6,957
1994	10	4	8.0%	\$2,624	\$6,721
1995	16	2	10.5%	\$4,326	\$19,552
1996	10	3	6.0%	\$31,600	\$33,200
1997	19	2	10.1%	\$34,994	\$36,439
1998	11	2	7.0%	\$10,822	\$11,302
1999	9	0	4.8%	\$550	\$1,419
2000	8	0	3.6%	\$1,870	\$2,145
2001	17	2	6.8%	\$18,200	\$19,850
2002	15	1	7.2%	\$3,693	\$5,723
2003	13	2	6.2%	\$7,098	\$8,623
2004	12	0	4.8%	\$995	\$1,552
2005	11	0	4.5%	\$2,945	\$4,745
2006	14	1	5.6%	\$2,696	\$4,676
2007	15	0	5.7%	\$2,100	\$2,909
2008	14	0	4.6%	\$465	\$3,000
2009	3	0	1.1%	\$270	\$474
2010	10	0	2.9%	\$795	\$1,295
2011	8	0	2.5%	\$263	\$1,289
2012	13	1	4.3%	\$395	\$1,855

CLASS OF	# OF DONORS	# OF GOUCHER SOCIETY MEMBERS	GRAND TOTAL CLASS PARTICIPATION %	FY 2021-22 GREATER GOUCHER FUND TOTAL GIVEN	GRAND TOTAL CLASS AMOUNT IN FY 2021-22
2013	4	0	1.3%	\$200	\$275
2014	13	1	5.1%	\$768	\$1,101
2015	10	3	3.7%	\$4,127	\$16,002
2016	17	3	5.4%	\$547	\$1,725
2017	19	4	6.5%	\$744	\$1,614
2018	14	0	4.7%	\$301	\$476
2019	12	4	4.3%	\$770	\$1,010
2020	8	3	2.7%	\$110	\$523
2021	17	2	6.2%	\$249	\$504
<b>Total</b>	<b>1,728</b>	<b>257</b>	<b>12.7%</b>	<b>\$1,500,772</b>	<b>\$5,869,010</b>

GRADUATE PROGRAMS ALUMNAE/I*	# OF DONORS	# OF GOUCHER SOCIETY MEMBERS	GRAND TOTAL CLASS PARTICIPATION	FY 2021-21 GREATER GOUCHER FUND TOTAL GIVEN	GRAND TOTAL CLASS AMOUNT IN FY 2021-21
	<b>15</b>	<b>3</b>	<b>0.3%</b>	<b>\$2,445</b>	<b>\$15,055</b>

\* Graduate program alumnae/i count only includes those that hold ONLY a graduate degree from Goucher College and does *not* include those with dual degrees (UG and GR degrees). Dual degree alumnae/i (UG and GR degrees) from Goucher College are included in the undergraduate class listing.